

1x16 4Kx2K HDMI SPLITTER USER MANUAL

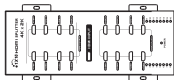
Introduction:

This product distributes 1 way HDMI signal from STB, DVD, notebook, D-VHS and HD-Player etc to 16 ways identical HDMI signal simultaneously. It supports 3D HDMI and HDMI (4Kx2K).

Safety notes:

1. Use DC12V/3A power supply only, make sure specification matched if using adapters not supplied by factory.
2. Put this product in dry and ventilated place for normal heat dissipation.
3. Keep this product away from strong static and magnetic environment.

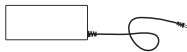
1. Package contents



Product



User manual



Power adapter 12V3A

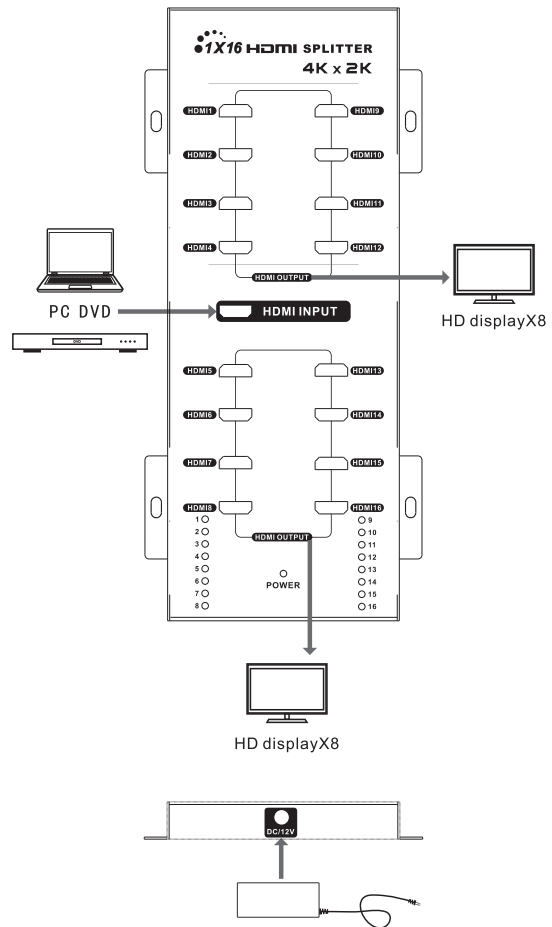


Screws (to hang on wall) *4pcs

2. Installation requirement

1. HDTV or other display with HDMI port.
2. HDMI video source, such as DVD, PS3, STB, PC, etc.
3. High standard HDMI cable (can support HDMI 4K x 2K).

3. Installation steps



Please connect the devices according to the above image and operate as following steps:

1. Connect the HDMI video source output port to the splitter input port by HDMI cable.
2. Connect the splitter output port to HDMI display by HDMI cable.
3. Set the TV input to right HDMI channel.
4. Power on the splitter (power indicator led will light on).

4. Operation notes:

- 4.1 Before output HDMI signal, the splitter will read EDID information of connected TVs and send it back to HDMI source part to let it determine the output mode.
- 4.2 Indicator led shows the working status.
- 4.3 Please use 12V Power supply only, otherwise, this splitter will be damaged.

5. Trouble shooting

5.1 No image output

- A. Check and make sure all connections are good and correct.
- B. Check and make sure the TV has been set up to the right channel.
- C. Check and make sure the corresponding splitter output LED lights on.
- D. Check if there is the output signal from HDMI resources (If the splitter input signal source is from PC or Laptop, please make sure the output mode of PC or Laptop is copy or extend.)

5.2 Display is unstable, splash screen, snowflakes or audio stuck

- A. Check and make sure all connections are good and correct.
- B. Use HDMI cable supported 4K x 2K when transmitting 4K x 2K HDMI signal.

6. Specification

Power supply	DC12V / 3A
Input ports	HDMI X1
Output ports	HDMI X16
Power port	DC 2.1mm x1
Power indicator led	Yellow LED X1
Signal indicator led	Blue LED X16
DVI Specification	Compliant DVI Specification 1.0
HDMI HDCP	compliant with HDCP Rev 1.3 specification Supports HDCP Repeater
Frequency Range	25MHz - 340MHz
Max transmission rate	3.4G X 3= 10.2Gbps
Color depth	Supports 12-bit Deep Full HD, Full 3D and 4KX2K video
Audio	Support standard audio and DSD (Direct Stream Digital) Audio and HD (HBR) Audio
Support HDMI resolution	480i@60Hz, 480P@60Hz, 576i@50Hz, 576P@50Hz, 720P@50@60Hz 1080i@50@60Hz, 1080P@50@60Hz 3DHDMI (720P@50@60Hz, 1080P@24Hz) 3840 X 2160P@24Hz@25Hz@30Hz
Dimension	299 X 113x 18mm
Net weight	780g
Color	Black
Working temperature	0~60℃