Tech Data

AUDIO PRESS SPLITTERS

ACTIVE SPLITTER SMC 16

REF.: SA SMC I: 1H/1M O: 16

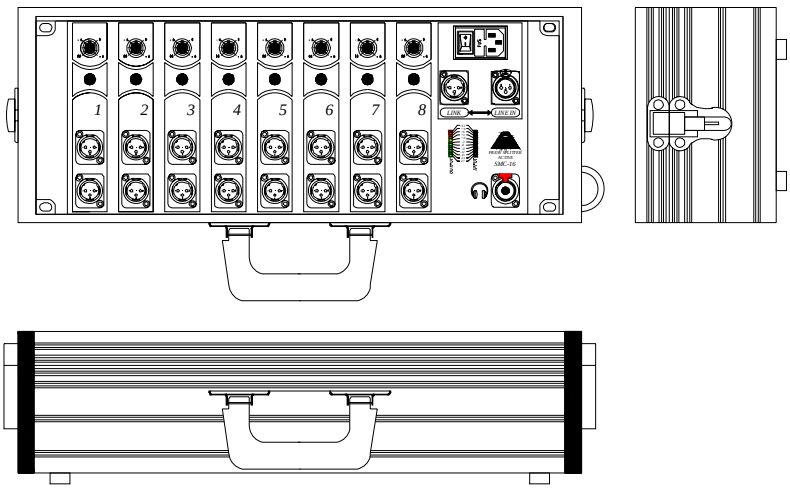

Drawing: Flight Case format.

Description

- **1 XLR-F** Mono-Balanced **Input.**
- **1 XLR-M** Mono-Balanced **Output** for Link.
- **16 XLR-M** Mono-Balanced and insulated (by transformer) **Outputs.**
- Gain potentiometer - ∞ to +6 dB.
- Headphones and visual monitoring.
- Intuitive and straightforward use.
- Reliable response.
- Several formats: *Flight Case* (Briefcase style), *AR* Box (Rack mount) and *Wall Rack* (Recessed mounted).

Tech Data

REF.: SA SMC I: 1H/1M O: 16

AUDIO PRESS SPLITTERS
ACTIVE SPLITTER
SMC 16

Description

The ***SMC 16*** **Active Press Splitter** is made up of 1 line level input + 1 line level link output and 16 line level outputs with an output gain potentiometer and monitoring components (visual and by headphones).

Splitting **1** line signal into **16 insulated (by transformer)** line level outputs is possible with the ***SMC 16* active *splitter***. These 16 signals **will be available for the press** with the possibility of modify output level and check the input/output ratio. You can hear the signal of each channel by headphones.

Several formats are available:

- ***Flight Case*** **(Briefcase)** format by which move the splitter in a comfortable and safe way is possible.
- ***AR (Rack Mount)*** **Box** format for installation in 19'' Rack.
- ***Wall Rack (Recessed mounted)*** format for install your press splitter on surface or recessed mounted.

This ***Pinanson*** **splitter** has a highly good frequency response (deviation in 20Hz-20KHz of ± 0.1 dB) and a really low distortion (THD + N ≤ 0.01%).

Applications

For **Press Room** when splitting 1 LINE Audio input signal into 16 insulated identical outputs (with level control and monitoring) and 1 link output, is needed.

Tech Data

AUDIO PRESS SPLITTERS

ACTIVE SPLITTER SMC 16

REF.: SA SMC I: 1H/1M O: 16

Tech Specifications

Max. Input Level	30 Hz, 1% THD+N	+ 19 dBu
	1KHz, 1% THD+N	+20 dBu
Input Impedance *(Balanced, +4 dBu,1 KHz)*	44 kΩ	
Output Impedance *(Balanced, +4 dBu,1 KHz)*	600 Ω	
Gain *(Balanced Input/Output)*	- ∞ a +6dB 0.5 dB steps	
THD + N *($G_{MÁX.}$, 1KHz)*	≤ 0.03%	
IMD *($G_{MÁX}$, 60 Hz y 7KHz)*	≤ 0.03%	
Frequency Response *(+4 dBu, 20 Hz – 20 KHz)*	± 0.3 dB	
SNR *(+ 4 dBu, 1KHz, BW 20 KHz)*	97 dB	
CMRR *(+ 4 dBu, 1KHz)*	>60 dB	
AC Power	85 – 270 VAC 47 Hz – 63 Hz IEC 3 pins connector.	

Tech Data

AUDIO PRESS SPLITTERS

REF.: SA SMC I: 1H/1M O: 16

ACTIVE SPLITTER SMC 16

Physical Characteristics

Flight Case format

Briefcase	AR Box
▪ Material: Wood and PVC (Polyvinyl chloride). ▪ Frame: Al (aluminium). ▪ Ironworks: Zinc material.	Same materials of *AR Box format* (see below *AR Box format*).

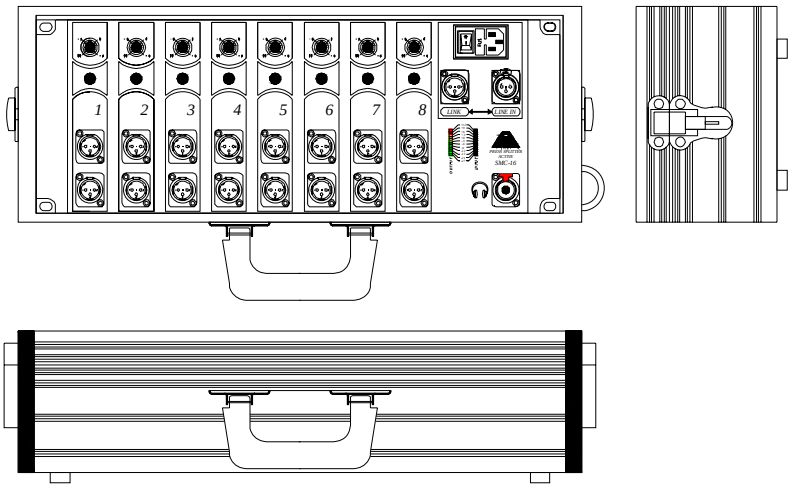

Tech Data

REF.: SA SMC I: 1H/1M O: 16

AUDIO PRESS SPLITTERS

ACTIVE SPLITTER SMC 16

AR box format

Panel	Union plates

▪ Extruded Aluminium.
▪ 6063 Alloy.
▪ *T5 Treatment.*
▪ Finish:
  ○ Electrostatic coating powder 100 – 150 µ.
  ○ Colour: textured matte black.
	▪ Steel
	▪ Finish:
	  ○ Electrostatic coating powder 100 – 150 µ.
	  ○ Colour: textured matte black.
	▪ Serigraphy: screen-printed PVC 300µ.

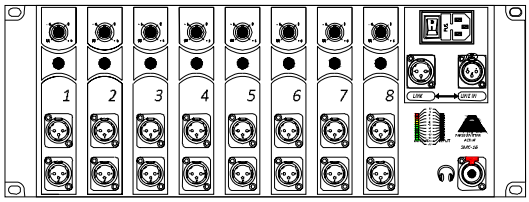



Wall Rack format

Box	Panels

▪ Steel sheet 1.5 mm.
▪ Finish:
  ○ Textured matte black colour: electrostatic powder covering 100 – 150 µ.
  ○ Grey colour RAL 7035: electrostatic powder covering 60 µ.
	▪ Extruded aluminium.
	▪ 6063 Alloy.
	▪ *T5 Treatment.*
	▪ Finish:
	  ○ Electrostatic coating powder 100 – 150 µ.
	  ○ Colour: textured matte black.
	▪ Serigraphy: screen-printed PVC 300 µ.



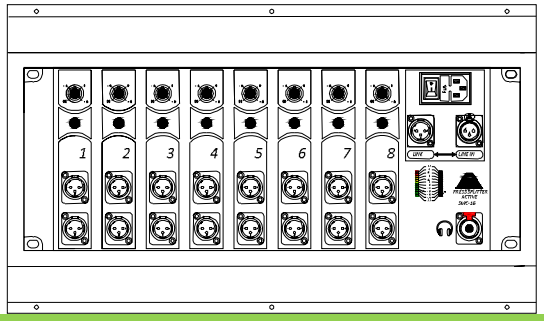

Tech Data

AUDIO PRESS SPLITTERS

ACTIVE SPLITTER SMC 16

REF.: SA SMC I: 1H/1M O: 16

Components

Audio	Power
1 Neutrik XLR-3 F connector: Pin 3 (–), Pin 2 (+) y Pin 1 (Ground). 1 Neutrik XLR-3-M connector: Pin 3 (–), Pin 2 (+) y Pin 1 (Ground). 16 Neutrik XLR-3-M connectors: Pin 3 (–), Pin 2 (+) y Pin 1 (Ground). 1 TRS Jack for headphones: 'T' Tip (+), 'R' Ring (-) y Sleeve (Ground).	1 IEC AC input connector of 3 pins with voltage switch and fusible.
Monitoring	**Potentiometer**
8 monitoring buttons (one per group of 2). LEDs showing Input/output ratio.	8 output potentiometers (one per group of 2).