

Data sheet


OpDAT patch cord LC-D/LC-D OS2

Page 1/5

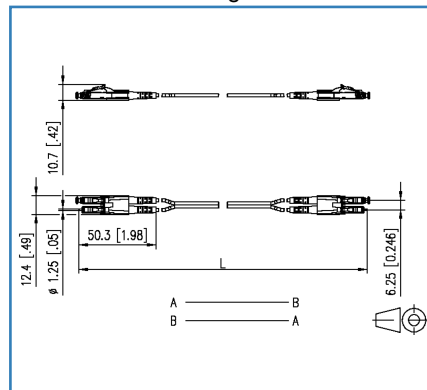
P/N
151P1JOJXXE

2017-06-11

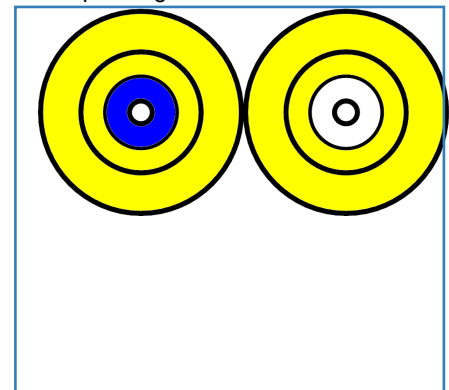
Illustrations



Dimensional drawing



Principle diagram



See enlarged drawings at the end of document

Product specification

- single mode patch cord I-V(ZN)H E9/125 OS2
- single mode fiber OS2, E9/125 μm , bend insensitive according to IEC 60793-2-50 type B6_a and B6_b and G.657.A2 and B2, compatible to G.652.D
- outer diameter 2.0 x 4.2 mm
- halogen-free LSHF-FR sheath with low smoke development, flame retardant
- duplex cord as zip-cord (figure 8) with two tight buffered fibers and aramide strain relief
- machine polished front face
- 100 % tested
- colors may slightly vary depending on production lots
- maximum length: 20 m
- patch cords available with all possible combinations of connector types LC-D, SC-D, ST and E2000; also available with APC polishing (except ST); other connector types on request
- available in different lengths - replace xx in part number by desired length as follows: 10 = 1.0 m; 20 = 2.0 m; 50 = 5.0 m; A0 = 10 m; B0 = 20 m

Data sheet OpDAT patch cord LC-D/LC-D OS2

Page 2/5

P/N
151P1JOJ0XXE

2017-06-11

Technical Data

General Data

Fields of application	Office Data center
Design	Patch cords
Transmission technology	Fiber optic
Wiring	crossed
Color	yellow
Dimensions	
Dimension - Interface 1 (L x W x H)	50.30 x 12.40 x 10.70 mm
Dimension - Interface 1 (L x W x H)	1.98 x 0.488 x 0.421 in.
Dimension - Interface 2 (L x W x H)	50.30 x 12.40 x 10.70 mm
Dimension - Interface 2 (L x W x H)	1.98 x 0.488 x 0.421 in.
Mode type of the fiber	Single mode
Fiber class	OS2: IEC 60793-2-50 B6_a, B6_b & ITU-T G.657.A2, G.657.B2, G.652.D
Number of cables/ cores	2
Shape	UPC (Ultra Physical Contact)
Fiber construction	9/125 µm
Minimum length	0.50 m
Minimum length	1.64 ft
Maximum length	20.00 m
Weight	8.0 kg/km

Connections/interfaces

Connector technology interface 1	LC-D
Connector technology interface 2	LC-D
Ferrule diameter	1.25 mm
Ferrule diameter	0.049 in.

Optical characteristics

Insertion loss	max. 0.3 dB
Return loss	min. 50 dB

Technical Data

Mechanical characteristics

strain relief	aramide fibres
Maximum installation load	15.00 mm
Maximum installation load	0.591 in.

Materials and material properties

Bend insensitivity	yes
Flame retardancy	yes
Halogen free	yes

Environmental conditions

Temperature (min. - max.)	
Temperature - Storage °C	-10 - 60 °C
Temperature - Storage °F	14 - 140 °F
Temperature - Operating °C	-10 - 60 °C
Temperature - Operating °F	14 - 140 °F
Temperature - Installation °C	-10 - 60 °C
Temperature - Installation °F	14 - 140 °F

Approvals

RoHS	compliant
------	-----------

The product meets the following standards

Generic cabling systems	
General requirements	ISO/IEC 11801
Fibre optic connector interfaces	IEC 61754-20
Optical fibers: Indoor optical cables	
Sectional specification for class B single-mode fibres	ISO/IEC 60793-2-50 type B6_a/B6_b
Optical fibers - Interconnecting devices and passive components - basic test and measuring methods	
Fibre optic interconnecting devices and passive components	IEC 61300-3-4 IEC 61300-3-6
Test on gases evolved during combustion of materials from cables	
Determination of acidity (by measuring the pH value) and conductivity	IEC 60754-2

Technical Data

The product meets the following standards

Tests on electric and optical fibre cables under fire conditions

Test for vertical flame propagation for a single insulated wire or cable	IEC 60332-1
Test for vertical flame spread of vertically-mounted bunched wires or cables	ISO/IEC 60332-3-24
Measurement of smoke density of cables burning	ISO/IEC 61034
ITU-T standard	ITU-T G.657.A2 and G.657.B2, compatible with ITU-T G.652.D

Classifications

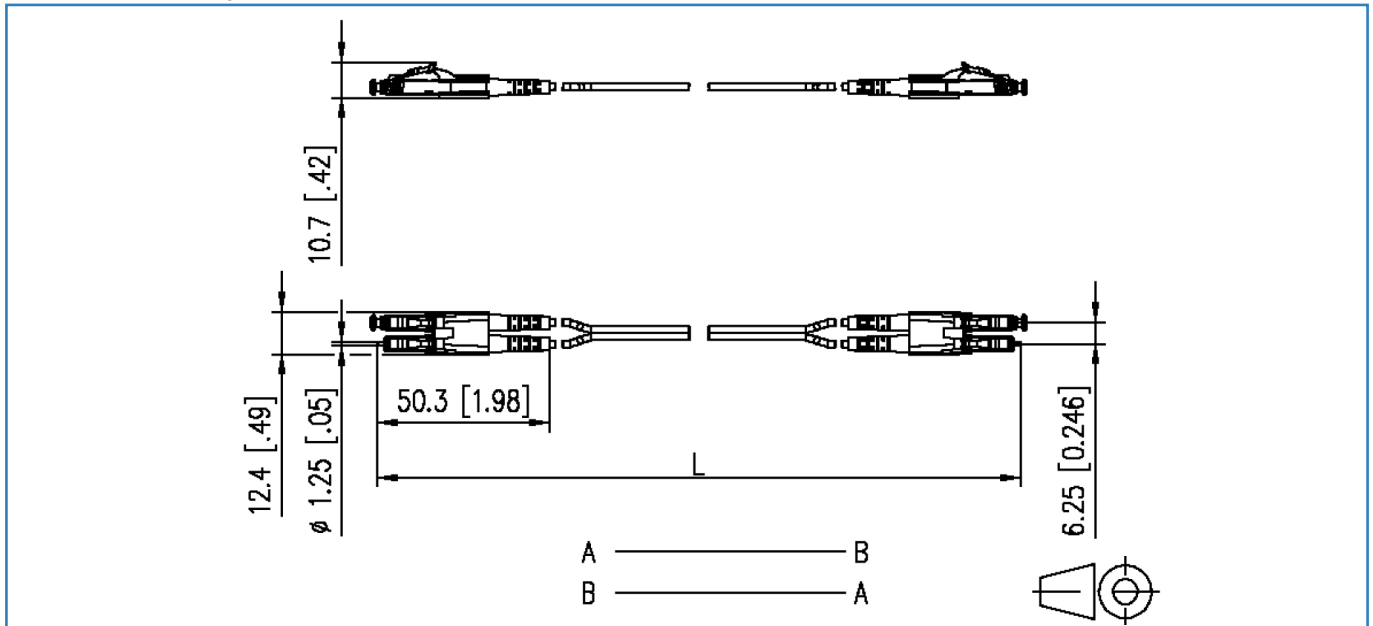
ETIM 6.0	EC001263
----------	----------

Packing details

Type of packaging	1 pc(s) / plastic bag
-------------------	-----------------------

Illustrations

Dimensional drawing



Principle diagram

