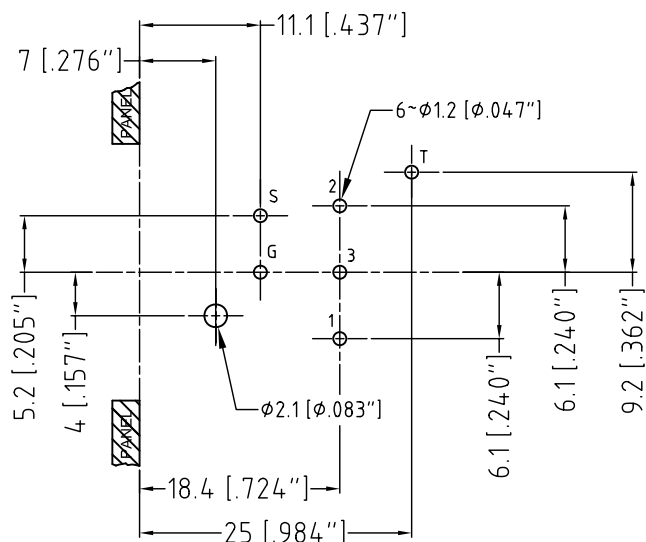
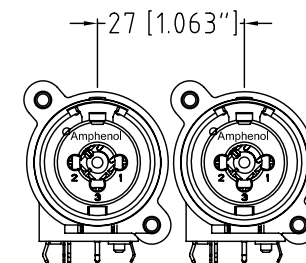
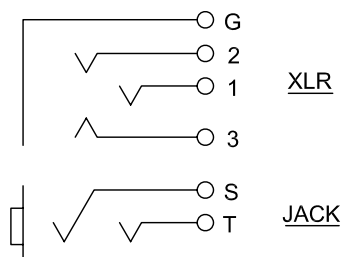


PANEL CUT OUT
FRONT VIEW



PCB LAYOUT
(component side)
TOLERANCE: ±0.05mm [0.002"]

CONTACTS SCHEMATIC CHART



MIN MOUNTING PITCH
ACTUAL SIZE

UNLESS OTHERWISE SPECIFIED TOLERANCE TO BE		THIS DOCUMENT IS THE PROPERTY OF AMPHENOL AUSTRALIA PTY. LTD. NO PART THEREOF MAY BE REPRODUCED AND USED WITHOUT THE PRIOR WRITTEN CONSENT OF THE OWNER				1	Correct Minimum Mounting Pitch dimension from 14mm to 27mm	M.H	19-03-09	8811	
LINEAR	ANGULAR	CAD FILE: 55010421000111 DRN: M.H DATE: 17-05-07				REV.	FIRST ISSUE	M.H	17-05-07	----	
X ± 0.5 X.X ± 0.1 X.XX ± 0.05	X° ± 1° X°X' ± 30' X°X'X" ± 15"					CHANGE DETAILS	BY	DATE	CHG/No		
BREAK ALL SHARP EDGES AND REMOVE ALL BURRS		MATL: REFER TO COMPONENT	CKD: P.M	DATE: 19-03-09	TITLE: ACJC5HL C-TYPE CUSTOMER DRAWING		 Amphenol Australia Pty.Ltd, 2 Fireweys Blvd, Keysborough, Vic3173 DRAWING NO. 55010421-000-1 SHEET 1 OF 1				
DO NOT SCALE		FINISH: REFER TO COMPONENT	APP'D: P.M	DATE: 19-03-09	SCALE: 2:1 UOS						PART No: ACJC5HL
DIMENSIONS IN MILLIMETRES		THIRD ANGLE PROJECTION		SCALE: 2:1 UOS		PART No: ACJC5HL		SIZE: A3		DRAWING NO. 55010421-000-1 SHEET 1 OF 1	