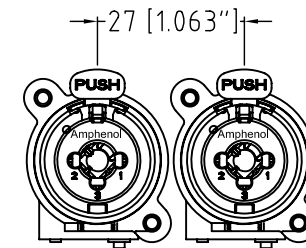
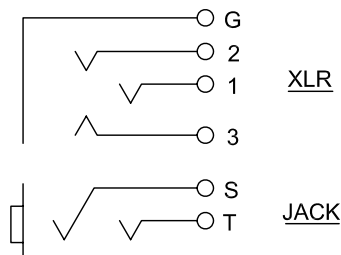


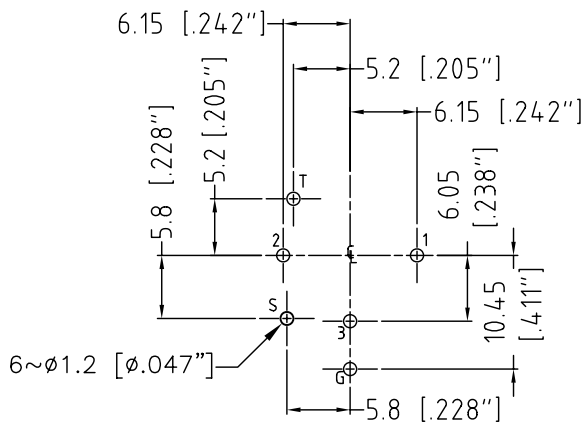
PANEL CUT OUT  
FRONT VIEW



CONTACTS SCHEMATIC CHART



MIN MOUNTING PITCH  
ACTUAL SIZE



PCB LAYOUT  
(component side)  
TOLERANCE:  $\pm 0.05\text{mm}$  [0.002"]

UNLESS OTHERWISE SPECIFIED TOLERANCE TO BE		THIS DOCUMENT IS THE PROPERTY OF AMPHENOL AUSTRALIA PTY. LTD. NO PART THEREOF MAY BE REPRODUCED AND USED WITHOUT THE PRIOR WRITTEN CONSENT OF THE OWNER				1	Correct Minimum Mounting Pitch dimension from 14mm to 27mm	M.H	19-03-09	8811
LINEAR	ANGULAR	CAD FILE: 55010424000110		DRN:	M.H	REV.	FIRST ISSUE	M.H	17-05-07	----
X $\pm$ 0.5	X° $\pm$ 1°	MATERIAL: REFER TO COMPONENT		CKD:	M.N.H	CHANGE DETAILS		BY	DATE	CHG/No
X.X $\pm$ 0.1	X°X' $\pm$ 30'	DO NOT SCALE		FINISH: REFER TO COMPONENT	APP'D:	CUSTOMER DRAWING		TITLE: ACJC5V C-TYPE		
X.XX $\pm$ 0.05	X°X'X" $\pm$ 15"	DIMENSIONS IN MILLIMETRES		THIRD ANGLE PROJECTION	SCALE:	ACJC5V		Amphenol Australia Pty.Ltd, 2 Fireways Blvd, Keysborough, Vic3173		
BREAK ALL SHARP EDGES AND REMOVE ALL BURRS		FINISH: REFER TO COMPONENT		APP'D:	P.M	CUSTOMER DRAWING		DRAWING NO. 55010424-000-1		
DO NOT SCALE		FINISH: REFER TO COMPONENT		APP'D:	P.M	CUSTOMER DRAWING		SHEET 2 OF 2		
DIMENSIONS IN MILLIMETRES		THIRD ANGLE PROJECTION		SCALE:	2:1 UDS	PART No: ACJC5V		SIZE: A3		