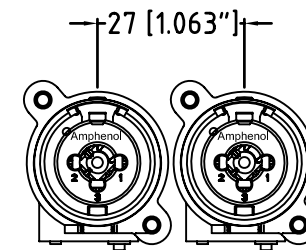
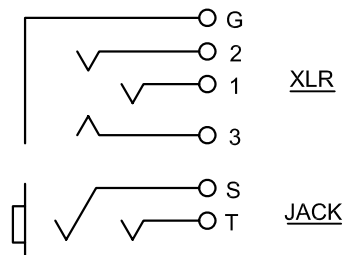
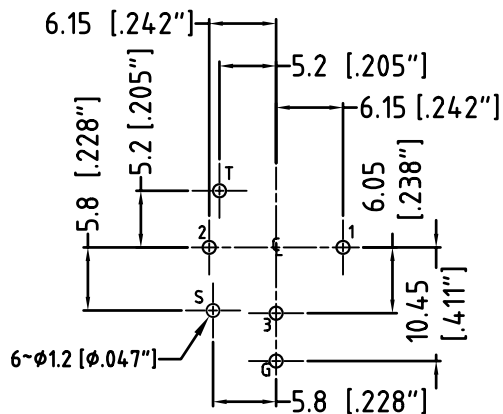


PANEL CUT OUT  
FRONT VIEW

CONTACTS SCHEMATIC CHART



MIN MOUNTING PITCH  
ACTUAL SIZE



PCB LAYOUT  
(component side)  
TOLERANCE:  $\pm 0.05\text{mm}$  [0.002"]

1	Correct Minimum Mounting Pitch dimension from 14mm to 27mm	M.H	19-03-09	8811
REV.	FIRST ISSUE	M.H	17-05-07	----
	CHANGE DETAILS	BY	DATE	CHG/No

UNLESS OTHERWISE SPECIFIED TOLERANCE TO BE		THIS DOCUMENT IS THE PROPERTY OF AMPHENOL AUSTRALIA PTY. LTD. NO PART THEREOF MAY BE REPRODUCED AND USED WITHOUT THE PRIOR WRITTEN CONSENT OF THE OWNER			
LINEAR	ANGULAR	CAD FILE: 55010425000111	DRN: M.H	DATE: 17-05-07	TITLE:
X $\pm$ 0.5	X° $\pm$ 1°	MATL: REFER TO COMPONENT	CKD: M.N.H	DATE: 19-03-09	ACJCSVL C-TYPE CUSTOMER DRAWING
X.X $\pm$ 0.1	X°X' $\pm$ 30'	DO NOT SCALE	FINISH: REFER TO COMPONENT	DATE: 19-03-09	
X.XX $\pm$ 0.05	X°X'X" $\pm$ 15"	DIMENSIONS IN MILLIMETRES	THIRD ANGLE PROJECTION	SCALE: 2:1 UDS	PART No: ACJCSVL
BREAK ALL SHARP EDGES AND REMOVE ALL BURRS		APP'D: P.M		DATE: 19-03-09	SIZE: A3
		DRAWING No. 55010425-000-1		SHEET 1 OF 1	

**Amphenol**

Amphenol Australia Pty.Ltd, 2 Fireweys Blvd, Keysborough, Vic3173