

BEST CONTACTS FOR YOUR SUCCESS



KARL GÄRTNER GMBH

NETWORKING COMPONENTS

COAXIAL CONNECTORS

CABLE ASSEMBLIES

PRECISION TURNED PARTS

PLASTIC INJECTION MOULD PARTS

INDUSTRIAL ELECTRONICS




4.3-10 Series

RF Connectors for Mobile Radio Communications

Small. Lightweight. Variable.

The new, compact, installation-friendly 4.3-10 RF connectors have been specially developed to meet the ever increasing demands in mobile radio communication applications. The small size and low weight of these connectors do justice to the miniaturisation of mobile radio network components. Despite their size, the connectors guarantee excellent return loss and passive intermodulation performance (PIM) levels. In addition, the new

connector series is very variable, since one universal cable jack is suitable for mating with 3 different cable plug designs. All of the 4.3-10 connectors meet the requirements of IP68 and, because of the excellent properties of materials used, are suitable for temperatures ranging from -40°C up to $+85^{\circ}\text{C}$. Customised connector designs for use at higher temperatures are also possible on demand.



4.3-10 Connector Applications

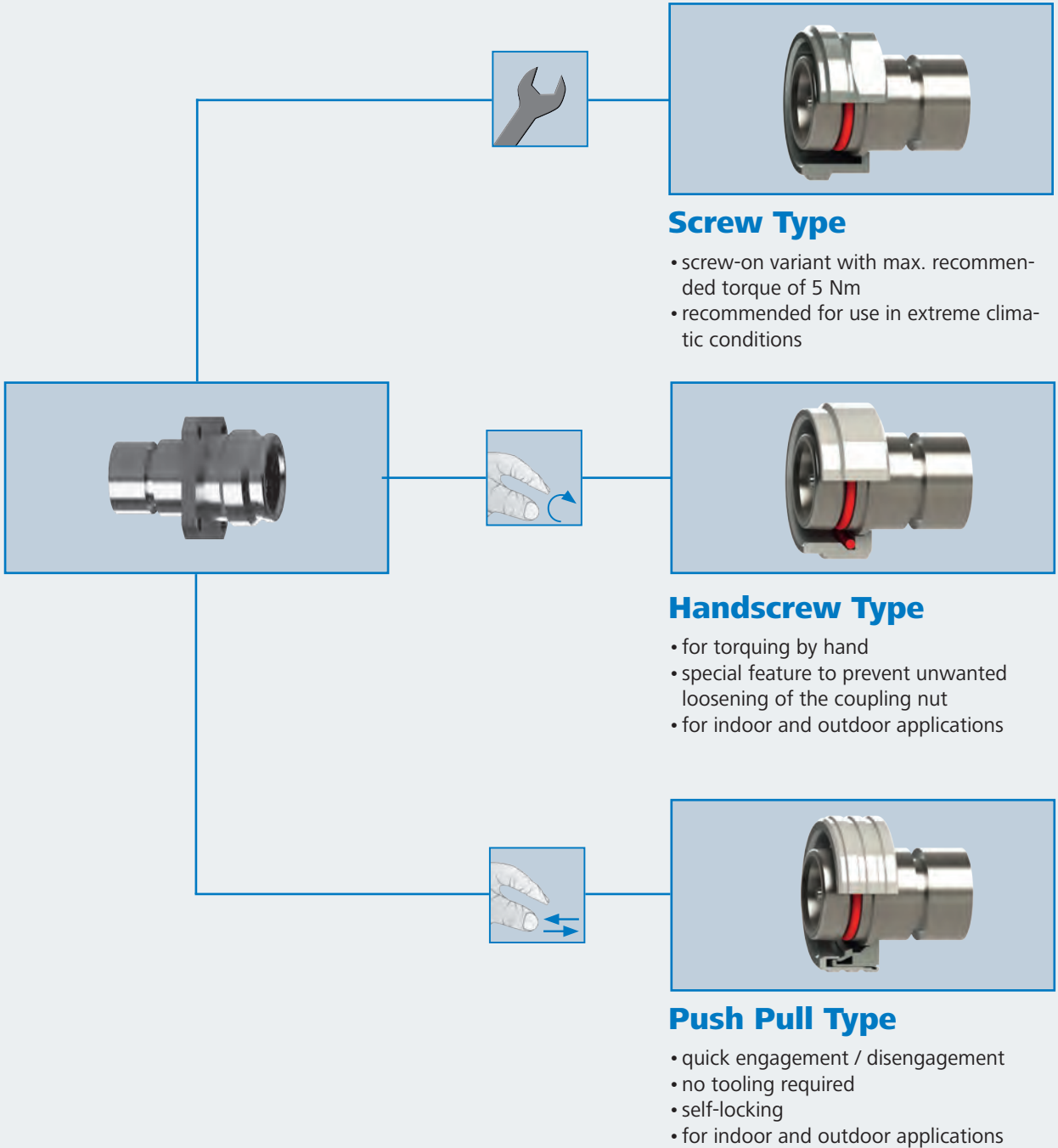
4.3-10 RF connectors are for use in outdoor telecommunication installations, in mobile radio, communication engineering and radar applications.



1 Jack - 3 Plug Designs

The main feature of the push-pull design is the quick and reliable coupling mechanism. Because no tools are required to mate the connectors, any problems with packing density are immediately resolved.

The screw designs are more rugged because of the threaded mating and, despite the use of high-quality materials, are less expensive because of the simpler and cost-effective design.


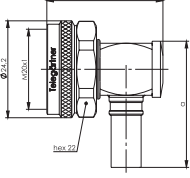

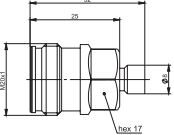

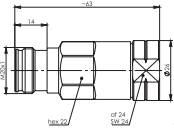

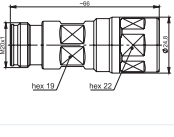

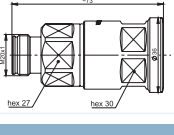

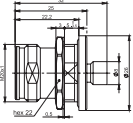

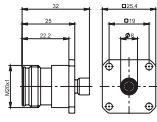

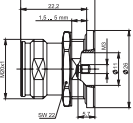

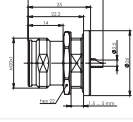

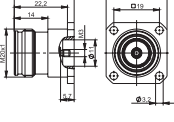

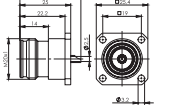



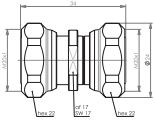

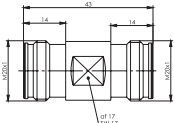

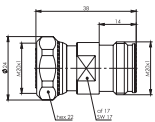

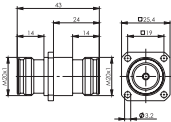

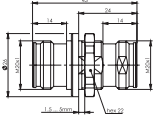

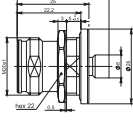

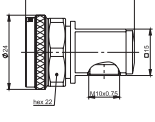

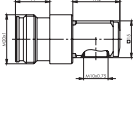

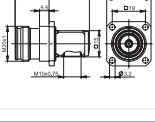

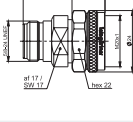

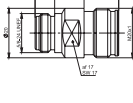
Advantages of the 4.3-10 RF Connector Series


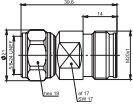

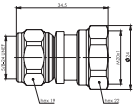

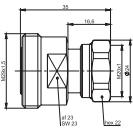

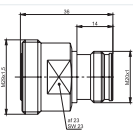

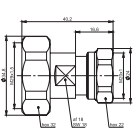

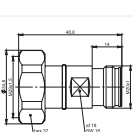
- ✓ Saving on space and weight due to compact design
- ✓ 3 plug variants with different coupling mechanisms suitable for 1 jack
- ✓ Excellent electrical performance independent of the mating technique
- ✓ Contact areas protected from damage even when not mated
- ✓ Very good PIM values independent of the torque or coupling mechanism

Order information

4.3-10 Straight Plug		Order no.	Cable group	Type	Remarks
		J01440A0005	G23 (1/2" Flex)	Screw	SIMFix Pro IP68
		J01440A3005	G23 (1/2" Flex)	Push Pull	SIMFix Pro IP68
		J01440A0006	G23 (1/2" Flex)	Screw	SIMFix ST IP67
		J01440A3006	G23 (1/2" Flex)	Push Pull	SIMFix ST IP67
		J01440A0007	G21 (1/2")	Screw	SIMFix Pro IP68
		J01440A0008	G24 (7/8"); G52 (7/8" Alu)	Screw	SIMFix CA-Pro IP68
		J01440A0011	G37 (2.7/7.25); G42 (2.6/7.1)	Screw	
		J01440A3011	G37 (2.7/7.25); G42 (2.6/7.1)	Push Pull	
		J01440A0012	G30 (1.5/3.8)	Screw	
		J01440A3012	G30 (1.5/3.8)	Push Pull	
4.3-10 Straight Plug Crimp		Order no.	Cable group	Type	Remarks
		J01440A0002	G30 (1.5/3.8) G54 (1.5/3.8 Flex)	Screw	a = 29.3 b = 13
		J01440A2002	G30 (1.5/3.8) G54 (1.5/3.8 Flex)	Hand Screw	a = 29.3 b = 13
		J01440A3002	G30 (1.5/3.8) G54 (1.5/3.8 Flex)	Push Pull	a = 29.3 b = 13
		J01440A0010	G37 (2.7/7.25); G55 (2.7/7.25 Flex)	Screw	a = 32.5 b = 14.5
		J01440A2010	G37 (2.7/7.25); G55 (2.7/7.25 Flex)	Hand Screw	a = 29.3 b = 14.5
		J01440A3010	G37 (2.7/7.25); G55 (2.7/7.25 Flex)	Push Pull	a = 29.3 b = 14.5
4.3-10 Angle Plug		Order no.	Cable group	Type	Remarks
		J01440C0001	G10 (UT-141)	Screw	IP67
		J01440C2001	G10 (UT-141)	Hand Screw	IP67
		J01440C3001	G10 (UT-141)	Push Pull	IP67
		J01440A0013	G23 (1/2" Flex)	Screw	SIMFix Pro IP68
		J01440A3013	G23 (1/2" Flex)	Push Pull	SIMFix Pro IP68
		J01440A0014	G21 (1/2")	Screw	SIMFix Pro IP68

4.3-10 Angle Plug Crimp		Order no.	Cable group	Type	Remarks
		J01440A0016	G30 (1.5/3.8) G54 (1.5/3.8 Flex)	Screw	a = 31.5 b = 29
		J01440A3016	G30 (1.5/3.8) G54 (1.5/3.8 Flex)	Push Pull	a = 31.5 b = 29
		J01440A0015	G37 (2.7/7.25); G42 (2.6/7.1)	Screw	a = 31.5 b = 29
		J01440A3015	G37 (2.7/7.25); G42 (2.6/7.1)	Push Pull	a = 31.5 b = 29
4.3-10 Straight Jack		Order no.	Cable group	Remarks	
		J01441A0004	G10 (UT-141)	IP67	
		J01441A0007	G9 (UT-250)	IP67	
		J01441A0010	G23 (1/2" Flex)	SIMFix Pro IP68	
		J01441A0008	G21 (1/2")	SIMFix Pro IP68	
		J01441A0009	G24 (7/8"); G52 (7/8" Alu)	SIMFix Ca-Pro IP68	
4.3-10 Bulkhead Jack		Order no.	Cable group	Mount. dim.	
		J01441A0002	G10 (UT-141)	Z150	
		J01441A0005	G9 (UT-250)	Z150	
4.3-10 Panel Jack		Order no.	Cable group	Mount. dim.	
		J01441A0003	G10 (UT-141)	Z151	
		J01441A0006	G9 (UT-250)	Z151	
4.3-10 Bulkhead Socket		Order no.	Remarks	Mount. dim.	
		J01441A0011	M3 termination	Z150	
		J01441A0012	solder termination	Z150	
4.3-10 Panel Receptacle, female		Order no.	Remarks	Mount. dim.	
		J01441A0013	M3 termination	Z151	
		J01441A0014	solder termination	Z151	

4.3-10 Adaptor		Order no.	Type	Remarks
		J01442A0000	Screw - Screw	m-m
		J01442A0001		f-f
		J01442A0004	Hand Screw	m-f
4.3-10 Panel Adaptor		Order no.	Remarks	
		J01442A0003	f-f	
4.3-10 Bulkhead Adaptor		Order no.	Remarks	
		J01442A0002	f-f	
4.3-10 Termination Plug		Order no.	Type	Remarks
		J01444A0000	Screw	m
		J01444A3000	Push Pull	m
4.3-10 Combination Plug		Order no.	Type	
		J01440A0009	Screw	
		J01440A2009	Hand Screw	
		J01440A3009	Push Pull	
4.3-10 Combination Jack		Order no.		
		J01441A0016		
4.3-10 Combination Panel Jack		Order no.		
		J01441A0015		
Inter-Series Adaptors N to 4.3-10		Order no.	Type	Remarks
		J01027A0023	Screw	f-m
		J01027A0024	Push Pull	f-m
		J01027A0025	Hand Screw	f-m
		J01027A0026		f-f

		J01027A0027		m-f
		J01027A0028		m-m
Inter-Series Adaptors 7-16 to 4.3-10		Order no.	Remarks	
		J01122A0014	Screw	f-m
		J01122A0015		f-f
		J01122A0016	Screw	m-m
		J01122A0017		m-f

Technical Data


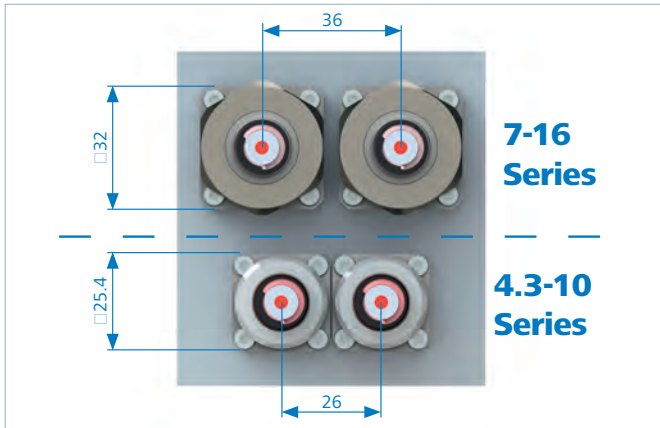
Screen effectiveness	≥ 110 dB @ DC to 6 GHz (Screw Type) ≥ 90 dB @ DC to 6 GHz (Push-Pull / Hand Screw Type)
IP classification	IP68
Passive Intermodulation	- 166 dBc @ 2 x 43 dBm
Mating cycles	100
Voltage proof	2,5 kV @ 50 Hz
Frequency range	up to 6 GHz
Impedance	50 Ω
RoHS-conform	2002/95/EC
Working temperature	-40°C to +85°C
Power handling	700 W (1 GHz); 500 W (2 GHz)
Recommended torque (Screw Type)	5 Nm



Technical Performance Characteristics

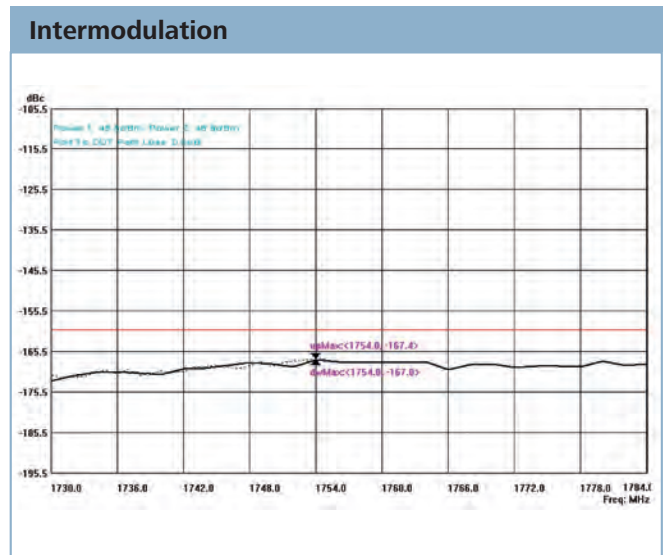
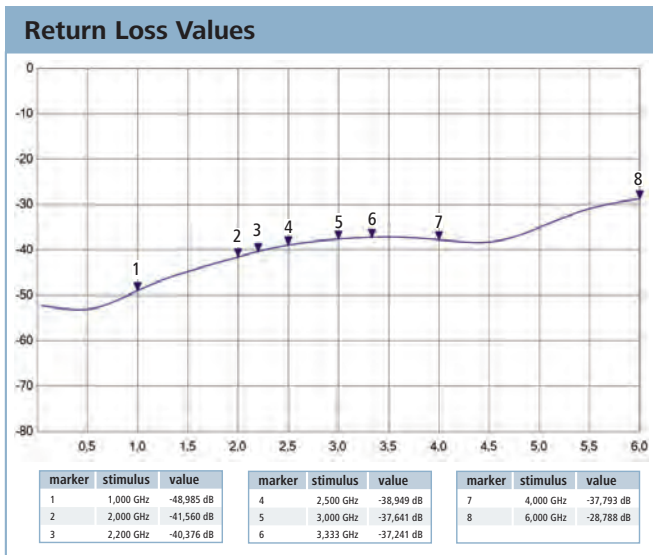
The advantages of the new 4.3-10 series are obvious. When compared directly with 7-16 connectors, the compact design allows a space saving of approx. 48 %, at the same time re-

ducing the weight by more than half. Perfect pre-requisites for the increasing efficiency demands being made on mobile radio networks.



Despite their compact design, the connectors have excellent performance characteristics. And the electrical performance is independent of the torque. Transmission power is 500 W at

2 GHz. Outdoor applications are not a problem thanks to the impervious design of the mating faces.



Telegärtner
Karl Gärtner GmbH

Lerchenstr. 35
D-71144 Steinenbronn

Telefon: +49 (0) 71 57/1 25-100
Telefax: +49 (0) 71 57/1 25-120

E-Mail: info@telegaertner.com
Web: www.telegaertner.com

Your distributor: