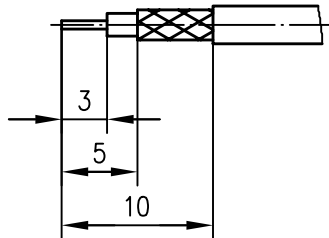
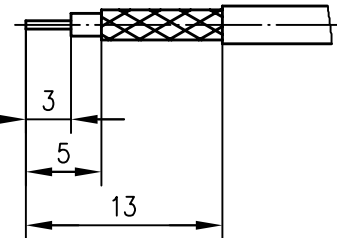


Abisoliermaße *stripping instruction*

①



②

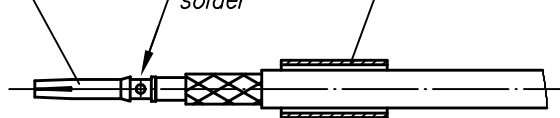


Folie bündig mit Geflecht *
foil even with braid *

Kontaktbuchse *contact socket*

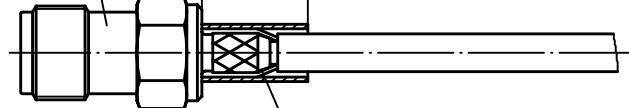
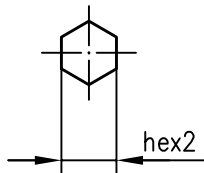
weichlöten
solder

Crimprohr *crimp ferrule*



Gehäuse *housing*

Crimpbereich
crimp area



Abschirmung *braid*

Folie in den Crimpanschluß schieben*
foil goes inside housing*

* nur für Kabel mit Folie / *only for cables with foil*

XX	Crimpeinsatz <i>crimp insert</i>	6kt.1 x Länge <i>hex1 x length</i>	6kt.2 x Länge <i>hex2 x length</i>	Abisoliermaße <i>stripping instruction</i>	
03	N01001A0009		3.25x8	①	
05	N01001A0005		5.41x8	②	
13	N01001A0010		2.67x8	①	
14	N01001A0014		3.65x8	①	

b	12656	06.07.01	MA
a	7000	14.08.96	BE
Index <i>index</i>	Änderung <i>modification</i>	Datum <i>date</i>	Name <i>name</i>

	Datum <i>date</i>	Name <i>name</i>
Gez. <i>drawn</i>	04.07.94	PU
Gepr. <i>app'd</i>	04.07.94	BE

**Serie SMA crimp
Series SMS crimp**

Unterr. Art	TG-Nr.
R	T00100C0700



Original <i>original</i>	A4	Blatt <i>sheet</i>	1/1
-----------------------------	----	-----------------------	-----

Maßstab <i>scale</i>	2:1
-------------------------	-----

Ersatz für/*replacement for*
Zeichnung vom 05.07.90