



# P | Cabling

## E-DAT Industry IP20 RJ45 Plug / Plug black


Montagehinweis / Mounting information / Références de montage  
Indicaciones de montaje / Informazioni per il montaggio

**1**





**2**




max. Ø7,3

**3** Anschluss / Connection      Anwendung/Application

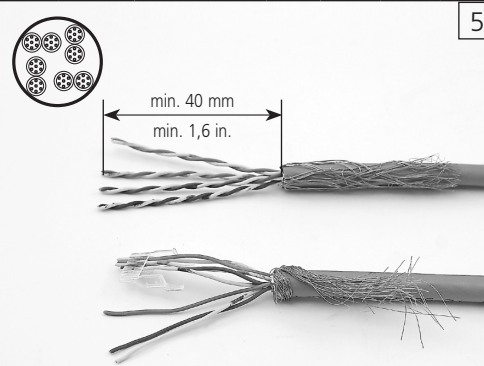
RJ45 PIN Nr./No.	Farbcode Colour code <b>T568</b>		Industrial	10BT/ 100BT	1 Gigabit 10 Gigabit Ethernet	Token Ring ISDN/So	Upo/ TEL
	A	B					
1	WH-GN	WH-OG	YE	•	•		
2	GN	OG	OG	•	•		
3	WH-OG	WH-GN	WH	•	•	•	
4	BU	BU	-		•	•	•
5	WH-BU	WH-BU	-		•	•	•
6	OG	GN	BU	•	•	•	
7	WH-BN	WH-BN	-		•		
8	BN	BN	-		•		

**4**



min. 40 mm  
min. 1,6 in.

**5**



min. 40 mm  
min. 1,6 in.

**6**

