

RJ45 field plug pro 360 Cat.6A

AWG 26/1 - 22/1, AWG 27/7 - 22/7

130E405042-E

A987/899391-02

de Montagehinweis für den Installateur

en Mounting note for the installer

fr Notice d'installation pour l'installateur



i HINWEIS / NOTE / AVIS

Anschlussfehler vermeiden!

Vor dem Anschluss Montageanleitung sorgfältig lesen!

Avoid connection errors!

Read installation instructions carefully before connecting!

Eviter des erreurs de raccordement !

A lire attentivement avant de procéder au raccordement !

dc



en



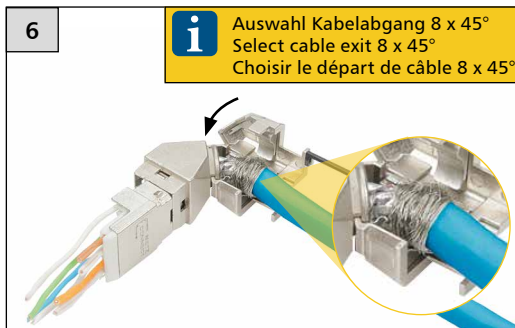




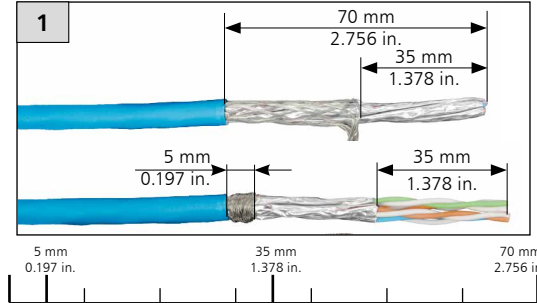








fr



Anschlussbelegung / PIN assignments
Affectation des fils aux contacts

| PIN Nr. / No. / contact no. | T568A | T568B | INDUSTRIAL (Profinet) |
|-----------------------------|-------|-------|-----------------------|
| 1 | WH-GN | WH-OG | YE |
| 2 | GN | OG | OG |
| 3 | WH-OG | WH-GN | WH |
| 4 | BU | BU | - |
| 5 | WH-BU | WH-BU | - |
| 6 | OG | GN | BU |
| 7 | WH-BN | WH-BN | - |
| 8 | BN | BN | - |





Demontage / Disassembly / Démontage

